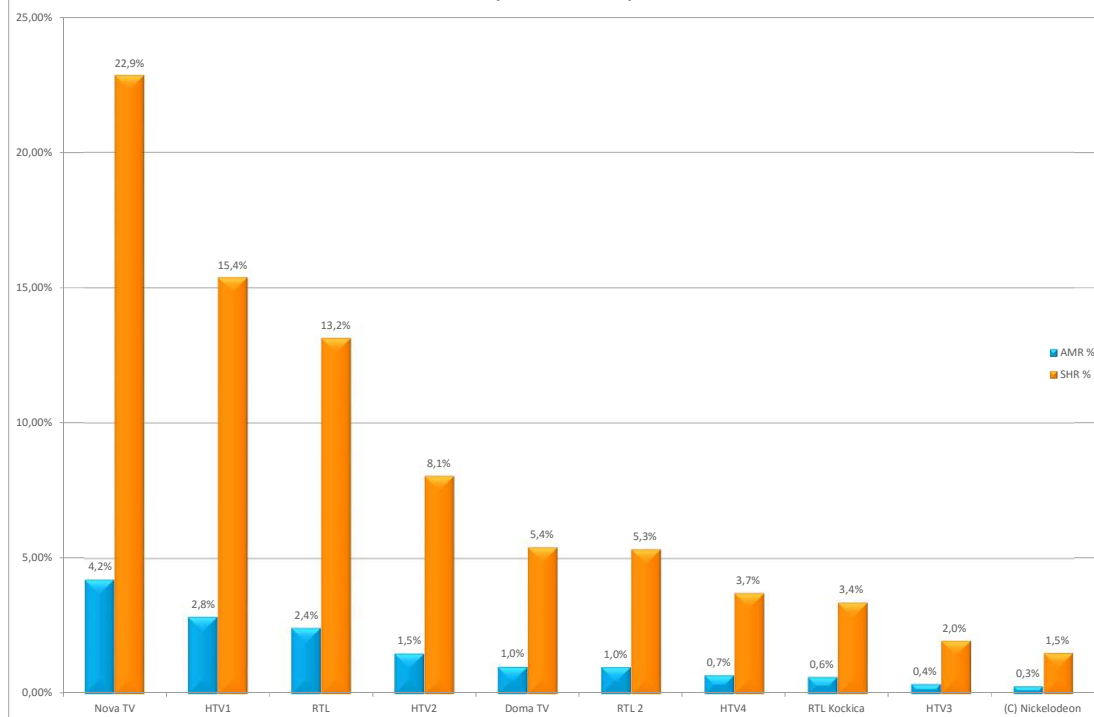


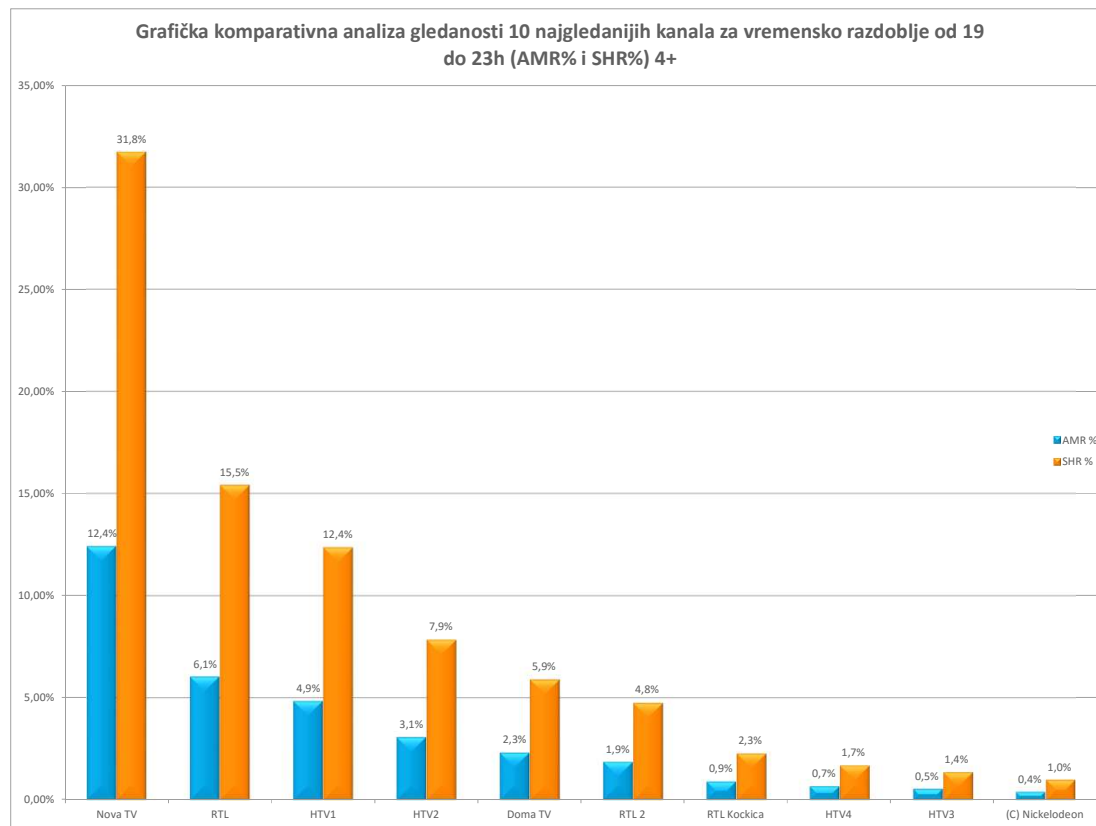
| GODINA | | 2016. | | |
|---------------------|--------------------------------|-----------|-------|--------|
| VREMENSKO RAZDOBLJE | | CJELI DAN | | |
| CILJNA SKUPINA | | 4+ | | |
| RANG | KANAL \ VARIJABLA | (r) AMR | AMR % | SHR % |
| 1 | Nova TV | 172.619 | 4,22% | 22,86% |
| 2 | HTV1 | 116.216 | 2,84% | 15,39% |
| 3 | RTL | 99.326 | 2,43% | 13,15% |
| 4 | HTV2 | 60.760 | 1,49% | 8,05% |
| 5 | Doma TV | 40.824 | 1,00% | 5,41% |
| 6 | RTL 2 | 40.296 | 0,99% | 5,34% |
| 7 | HTV4 | 28.077 | 0,69% | 3,72% |
| 8 | RTL Kockica | 25.454 | 0,62% | 3,37% |
| 9 | HTV3 | 14.837 | 0,36% | 1,96% |
| 10 | (C) Nickelodeon | 11.401 | 0,28% | 1,51% |
| 11 | Croatian Music Channel | 10.243 | 0,25% | 1,36% |
| 12 | (C) RTL Crime | 3.481 | 0,09% | 0,46% |
| 13 | Sportska Televizija | 3.385 | 0,08% | 0,45% |
| 14 | (C) National geographic | 3.246 | 0,08% | 0,43% |
| 15 | Jabuka TV | 3.225 | 0,08% | 0,43% |
| 16 | (C) RTL Living | 2.947 | 0,07% | 0,39% |
| 17 | (C) TLC | 2.630 | 0,06% | 0,35% |
| 18 | (C) FOX | 2.400 | 0,06% | 0,32% |
| 19 | (C) Discovery | 2.369 | 0,06% | 0,31% |
| 20 | (C) Nat Geo Wild | 2.357 | 0,06% | 0,31% |
| 21 | (C) CineStar TV | 2.225 | 0,05% | 0,29% |
| 22 | Z1 televizija | 2.222 | 0,05% | 0,29% |
| 23 | Mreza ZG (Net TV) | 2.144 | 0,05% | 0,28% |
| 24 | Osjecka televizija | 2.025 | 0,05% | 0,27% |
| 25 | (C) Fox Life | 1.966 | 0,05% | 0,26% |
| 26 | (C) DM Sat | 1.579 | 0,04% | 0,21% |
| 27 | (C) History Channel | 1.572 | 0,04% | 0,21% |
| 28 | (C) Boomerang TV (djecji) | 1.545 | 0,04% | 0,20% |
| 29 | (C) TV 1000 | 1.461 | 0,04% | 0,19% |
| 30 | (C) N1 | 1.436 | 0,04% | 0,19% |
| 31 | (C) Fox Crime | 1.386 | 0,03% | 0,18% |
| 32 | (C) Animal planet | 1.324 | 0,03% | 0,18% |
| 33 | (C) Sport Klub | 1.294 | 0,03% | 0,17% |
| 34 | (C) Viasat History | 1.257 | 0,03% | 0,17% |
| 35 | (C) Klasik TV | 1.128 | 0,03% | 0,15% |
| 36 | (C) DIVA | 1.120 | 0,03% | 0,15% |
| 37 | TV Jadran | 1.073 | 0,03% | 0,14% |
| 38 | (C) MiniTV (Nova TV/djecji) | 981 | 0,02% | 0,13% |
| 39 | (C) AXN | 977 | 0,02% | 0,13% |
| 40 | (C) Cinestar Action & Thriller | 963 | 0,02% | 0,13% |
| 41 | (C) Viasat Explorer | 950 | 0,02% | 0,13% |
| 42 | (C) Comedy Central Extra | 937 | 0,02% | 0,12% |
| 43 | (C) VH1 | 924 | 0,02% | 0,12% |
| 44 | Vinkovacka TV | 867 | 0,02% | 0,11% |
| 45 | (C) 24 Kitchen | 813 | 0,02% | 0,11% |
| 46 | Slavonsko-brodaska Televizija | 667 | 0,02% | 0,09% |
| 47 | Slavonska televizija | 608 | 0,01% | 0,08% |
| 48 | Mreza ST (TV Dalmacija) | 565 | 0,01% | 0,07% |
| 49 | MTV Adria | 532 | 0,01% | 0,07% |
| 50 | Kanal RI | 460 | 0,01% | 0,06% |
| 51 | TV 4R | 392 | 0,01% | 0,05% |

Grafička komparativna analiza gledanosti 10 najgledanijih kanala za vremensko razdoblje cijeli dan (AMR% i SHR%) 4+

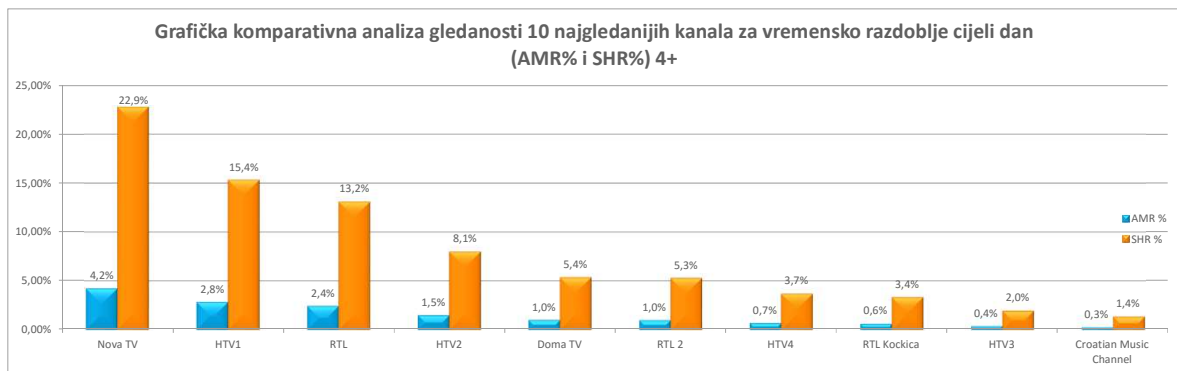


| GODINA | | 2016. | | |
|---------------------|--------------------------------|----------|--------|--------|
| VREMENSKO RAZDOBLJE | | 19 - 23H | | |
| CILJNA SKUPINA | | 4+ | | |
| RANG | VARIJABLA KANAL | (r) AMR | AMR % | SHR % |
| 1 | Nova TV | 508.506 | 12,43% | 31,76% |
| 2 | RTL | 247.437 | 6,05% | 15,45% |
| 3 | HTV1 | 198.430 | 4,85% | 12,39% |
| 4 | HTV2 | 125.995 | 3,08% | 7,87% |
| 5 | Doma TV | 95.016 | 2,32% | 5,93% |
| 6 | RTL 2 | 76.614 | 1,87% | 4,78% |
| 7 | RTL Kockica | 36.666 | 0,90% | 2,29% |
| 8 | HTV4 | 27.235 | 0,67% | 1,70% |
| 9 | HTV3 | 22.012 | 0,54% | 1,37% |
| 10 | (C) Nickelodeon | 15.784 | 0,39% | 0,99% |
| 11 | Croatian Music Channel | 11.066 | 0,27% | 0,69% |
| 12 | Jabuka TV | 8.343 | 0,20% | 0,52% |
| 13 | Osjecka televizija | 7.377 | 0,18% | 0,46% |
| 14 | Z1 televizija | 7.155 | 0,17% | 0,45% |
| 15 | Sportska Televizija | 7.012 | 0,17% | 0,44% |
| 16 | Mreza ZG (Net TV) | 6.793 | 0,17% | 0,42% |
| 17 | (C) RTL Living | 6.213 | 0,15% | 0,39% |
| 18 | (C) RTL Crime | 4.504 | 0,11% | 0,28% |
| 19 | (C) National geographic | 4.398 | 0,11% | 0,27% |
| 20 | (C) CineStar TV | 4.148 | 0,10% | 0,26% |
| 21 | (C) TLC | 3.474 | 0,08% | 0,22% |
| 22 | (C) FOX | 3.110 | 0,08% | 0,19% |
| 23 | (C) Fox Life | 3.045 | 0,07% | 0,19% |
| 24 | (C) Discovery | 2.968 | 0,07% | 0,19% |
| 25 | (C) Sport Klub | 2.660 | 0,07% | 0,17% |
| 26 | (C) TV 1000 | 2.581 | 0,06% | 0,16% |
| 27 | (C) Nat Geo Wild | 2.504 | 0,06% | 0,16% |
| 28 | Mreza ST (TV Dalmacija) | 2.292 | 0,06% | 0,14% |
| 29 | (C) History Channel | 2.252 | 0,06% | 0,14% |
| 30 | Slavonsko-brodaska Televizija | 2.178 | 0,05% | 0,14% |
| 31 | TV Jadran | 2.174 | 0,05% | 0,14% |
| 32 | Vinkovacka TV | 2.072 | 0,05% | 0,13% |
| 33 | (C) Klasik TV | 2.047 | 0,05% | 0,13% |
| 34 | (C) Boomerang TV (djecji) | 1.991 | 0,05% | 0,12% |
| 35 | (C) Cinestar Action & Thriller | 1.983 | 0,05% | 0,12% |
| 36 | (C) Fox Crime | 1.837 | 0,04% | 0,11% |
| 37 | (C) Viasat History | 1.791 | 0,04% | 0,11% |
| 38 | (C) Animal planet | 1.778 | 0,04% | 0,11% |
| 39 | (C) DM Sat | 1.728 | 0,04% | 0,11% |
| 40 | (C) Viasat Explorer | 1.663 | 0,04% | 0,10% |
| 41 | Slavonska televizija | 1.653 | 0,04% | 0,10% |
| 42 | (C) AXN | 1.620 | 0,04% | 0,10% |
| 43 | (C) VH1 | 1.538 | 0,04% | 0,10% |
| 44 | (C) N1 | 1.458 | 0,04% | 0,09% |
| 45 | (C) DIVA | 1.414 | 0,03% | 0,09% |
| 46 | (C) Comedy Central Extra | 1.320 | 0,03% | 0,08% |
| 47 | (C) 24 Kitchen | 1.287 | 0,03% | 0,08% |
| 48 | Kanal RI | 1.136 | 0,03% | 0,07% |
| 49 | (C) MiniTV (Nova TV/djecji) | 888 | 0,02% | 0,06% |
| 50 | MTV Adria | 793 | 0,02% | 0,05% |
| 51 | TV 4R | 734 | 0,02% | 0,05% |

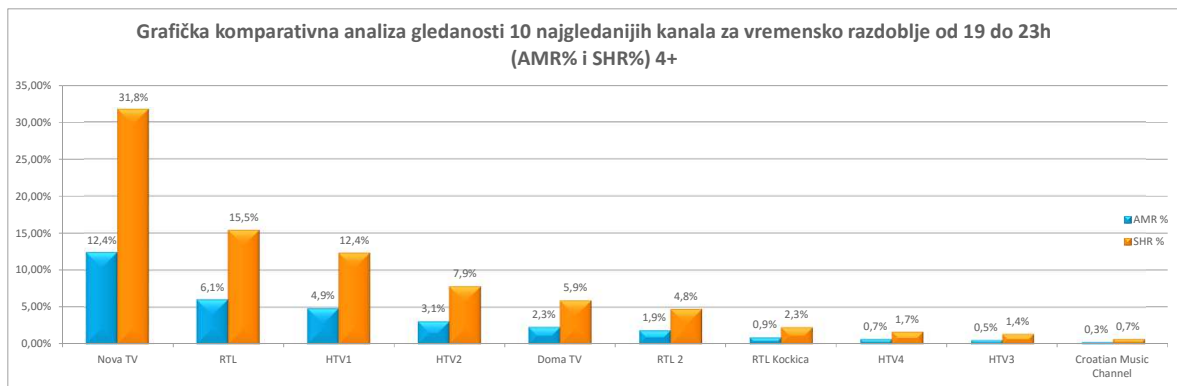
Napomena: Uključeni su kanali koji imaju minimalno 3,5% prosječnog tjednog coverage-a za 2016. godinu.
Napomena: Nisu uključeni podaci za 26. veljače 2016.g.



| GODINA | | 2016. | | |
|---------------------|------------------------------|------------|-------|--------|
| VREMENSKO RAZDOBLJE | | CIJELI DAN | | |
| CILJNA SKUPINA | | 4+ | | |
| RANG | KANAL \ VARIJABLA | (r) AMR | AMR % | SHR % |
| 1 | Nova TV | 172.619 | 4,22% | 22,86% |
| 2 | HTV1 | 116.216 | 2,84% | 15,39% |
| 3 | RTL | 99.326 | 2,43% | 13,15% |
| 4 | HTV2 | 60.760 | 1,49% | 8,05% |
| 5 | Doma TV | 40.824 | 1,00% | 5,41% |
| 6 | RTL 2 | 40.296 | 0,99% | 5,34% |
| 7 | HTV4 | 28.077 | 0,69% | 3,72% |
| 8 | RTL Kockica | 25.454 | 0,62% | 3,37% |
| 9 | HTV3 | 14.837 | 0,36% | 1,96% |
| 10 | Croatian Music Channel | 10.243 | 0,25% | 1,36% |
| 11 | Sportska Televizija | 3.385 | 0,08% | 0,45% |
| 12 | Jabuka TV | 3.225 | 0,08% | 0,43% |
| 13 | Z1 televizija | 2.222 | 0,05% | 0,29% |
| 14 | Mreza ZG (Net TV) | 2.144 | 0,05% | 0,28% |
| 15 | Osjecka televizija | 2.025 | 0,05% | 0,27% |
| 16 | TV Jadran | 1.073 | 0,03% | 0,14% |
| 17 | Vinkovačka TV | 867 | 0,02% | 0,11% |
| 18 | Slavonsko-brodska Televizija | 667 | 0,02% | 0,09% |
| 19 | Slavonska televizija | 608 | 0,01% | 0,08% |
| 20 | Mreza ST (TV Dalmacija) | 565 | 0,01% | 0,07% |
| 21 | MTV Adria | 532 | 0,01% | 0,07% |
| 22 | Kanal RI | 460 | 0,01% | 0,06% |
| 23 | TV 4R | 392 | 0,01% | 0,05% |

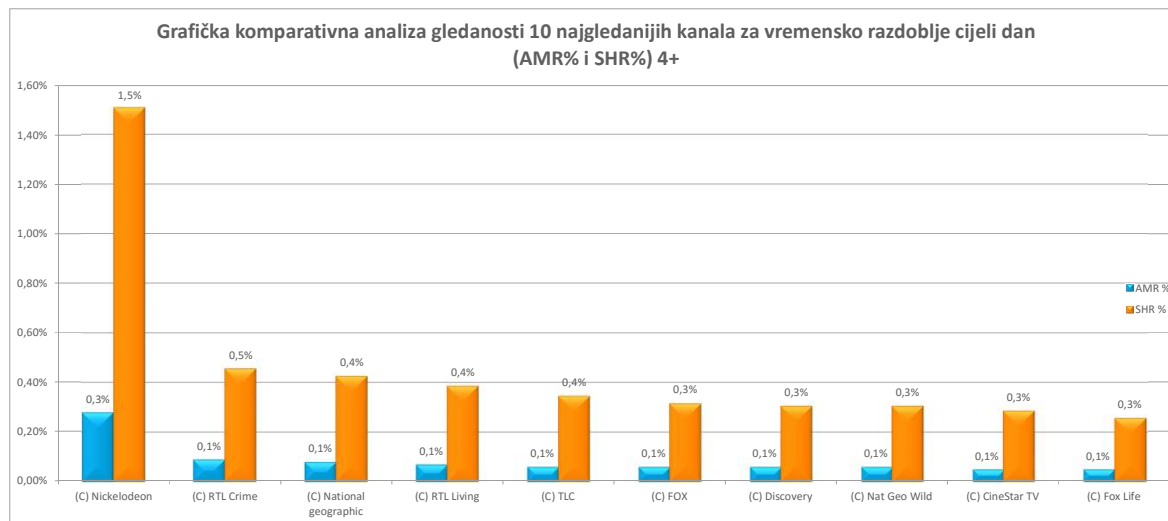


| GODINA | | 2016. | | |
|---------------------|------------------------------|----------|--------|--------|
| VREMENSKO RAZDOBLJE | | 19 - 23H | | |
| CILJNA SKUPINA | | 4+ | | |
| RANG | KANAL \ VARIJABLA | (r) AMR | AMR % | SHR % |
| 1 | Nova TV | 508.506 | 12,43% | 31,76% |
| 2 | RTL | 247.437 | 6,05% | 15,45% |
| 3 | HTV1 | 198.430 | 4,85% | 12,39% |
| 4 | HTV2 | 125.995 | 3,08% | 7,87% |
| 5 | Doma TV | 95.016 | 2,32% | 5,93% |
| 6 | RTL 2 | 76.614 | 1,87% | 4,78% |
| 7 | RTL Kockica | 36.666 | 0,90% | 2,29% |
| 8 | HTV4 | 27.235 | 0,67% | 1,70% |
| 9 | HTV3 | 22.012 | 0,54% | 1,37% |
| 10 | Croatian Music Channel | 11.066 | 0,27% | 0,69% |
| 11 | Jabuka TV | 8.343 | 0,20% | 0,52% |
| 12 | Osjecka televizija | 7.377 | 0,18% | 0,46% |
| 13 | Z1 televizija | 7.155 | 0,17% | 0,45% |
| 14 | Sportska Televizija | 7.012 | 0,17% | 0,44% |
| 15 | Mreza ZG (Net TV) | 6.793 | 0,17% | 0,42% |
| 16 | Mreza ST (TV Dalmacija) | 2.292 | 0,06% | 0,14% |
| 17 | Slavonsko-brodska Televizija | 2.178 | 0,05% | 0,14% |
| 18 | TV Jadran | 2.174 | 0,05% | 0,14% |
| 19 | Vinkovačka TV | 2.072 | 0,05% | 0,13% |
| 20 | Slavonska televizija | 1.653 | 0,04% | 0,10% |
| 21 | Kanal RI | 1.136 | 0,03% | 0,07% |
| 22 | MTV Adria | 793 | 0,02% | 0,05% |
| 23 | TV 4R | 734 | 0,02% | 0,05% |



Napomena: Uključeni su kanali koji imaju minimalno 3,5% prosječnog tjednog coverage-a za 2016. godinu.
Napomena: Nisu uključeni podaci za 26. veljače 2016. g.

| GODINA | | 2016. | | |
|---------------------|--------------------------------|------------|-------|-------|
| VREMENSKO RAZDOBLJE | | CIJELI DAN | | |
| CILJNA SKUPINA | | 4+ | | |
| RANG | KANAL \ VARIJABLA | (r) AMR | AMR % | SHR % |
| 1 | (C) Nickelodeon | 11.401 | 0,28% | 1,51% |
| 2 | (C) RTL Crime | 3.481 | 0,09% | 0,46% |
| 3 | (C) National geographic | 3.246 | 0,08% | 0,43% |
| 4 | (C) RTL Living | 2.947 | 0,07% | 0,39% |
| 5 | (C) TLC | 2.630 | 0,06% | 0,35% |
| 6 | (C) FOX | 2.400 | 0,06% | 0,32% |
| 7 | (C) Discovery | 2.369 | 0,06% | 0,31% |
| 8 | (C) Nat Geo Wild | 2.357 | 0,06% | 0,31% |
| 9 | (C) CineStar TV | 2.225 | 0,05% | 0,29% |
| 10 | (C) Fox Life | 1.966 | 0,05% | 0,26% |
| 11 | (C) DM Sat | 1.579 | 0,04% | 0,21% |
| 12 | (C) History Channel | 1.572 | 0,04% | 0,21% |
| 13 | (C) Boomerang TV (djecji) | 1.545 | 0,04% | 0,20% |
| 14 | (C) TV 1000 | 1.461 | 0,04% | 0,19% |
| 15 | (C) N1 | 1.436 | 0,04% | 0,19% |
| 16 | (C) Fox Crime | 1.386 | 0,03% | 0,18% |
| 17 | (C) Animal planet | 1.324 | 0,03% | 0,18% |
| 18 | (C) Sport Klub | 1.294 | 0,03% | 0,17% |
| 19 | (C) Viasat History | 1.257 | 0,03% | 0,17% |
| 20 | (C) Klasik TV | 1.128 | 0,03% | 0,15% |
| 21 | (C) DIVA | 1.120 | 0,03% | 0,15% |
| 22 | (C) MiniTV (Nova TV/djecji) | 981 | 0,02% | 0,13% |
| 23 | (C) AXN | 977 | 0,02% | 0,13% |
| 24 | (C) Cinestar Action & Thriller | 963 | 0,02% | 0,13% |
| 25 | (C) Viasat Explorer | 950 | 0,02% | 0,13% |
| 26 | (C) Comedy Central Extra | 937 | 0,02% | 0,12% |
| 27 | (C) VH1 | 924 | 0,02% | 0,12% |
| 28 | (C) 24 Kitchen | 813 | 0,02% | 0,11% |



| GODINA | | 2016. | | |
|---------------------|--------------------------------|----------|-------|-------|
| VREMENSKO RAZDOBLJE | | 19 - 23H | | |
| CILJNA SKUPINA | | 4+ | | |
| RANG | KANAL \ VARIJABLA | (r) AMR | AMR % | SHR % |
| 1 | (C) Nickelodeon | 15.784 | 0,39% | 0,99% |
| 2 | (C) RTL Living | 6.213 | 0,15% | 0,39% |
| 3 | (C) RTL Crime | 4.504 | 0,11% | 0,28% |
| 4 | (C) National geographic | 4.398 | 0,11% | 0,27% |
| 5 | (C) CineStar TV | 4.148 | 0,10% | 0,26% |
| 6 | (C) TLC | 3.474 | 0,08% | 0,22% |
| 7 | (C) FOX | 3.110 | 0,08% | 0,19% |
| 8 | (C) Fox Life | 3.045 | 0,07% | 0,19% |
| 9 | (C) Discovery | 2.968 | 0,07% | 0,19% |
| 10 | (C) Sport Klub | 2.660 | 0,07% | 0,17% |
| 11 | (C) TV 1000 | 2.581 | 0,06% | 0,16% |
| 12 | (C) Nat Geo Wild | 2.504 | 0,06% | 0,16% |
| 13 | (C) History Channel | 2.252 | 0,06% | 0,14% |
| 14 | (C) Klasik TV | 2.047 | 0,05% | 0,13% |
| 15 | (C) Boomerang TV (djecji) | 1.991 | 0,05% | 0,12% |
| 16 | (C) Cinestar Action & Thriller | 1.983 | 0,05% | 0,12% |
| 17 | (C) Fox Crime | 1.837 | 0,04% | 0,11% |
| 18 | (C) Viasat History | 1.791 | 0,04% | 0,11% |
| 19 | (C) Animal planet | 1.778 | 0,04% | 0,11% |
| 20 | (C) DM Sat | 1.728 | 0,04% | 0,11% |
| 21 | (C) Viasat Explorer | 1.663 | 0,04% | 0,10% |
| 22 | (C) AXN | 1.620 | 0,04% | 0,10% |
| 23 | (C) VH1 | 1.538 | 0,04% | 0,10% |
| 24 | (C) N1 | 1.458 | 0,04% | 0,09% |
| 25 | (C) DIVA | 1.414 | 0,03% | 0,09% |
| 26 | (C) Comedy Central Extra | 1.320 | 0,03% | 0,08% |
| 27 | (C) 24 Kitchen | 1.287 | 0,03% | 0,08% |
| 28 | (C) MiniTV (Nova TV/djecji) | 888 | 0,02% | 0,06% |

Napomena: Uključeni su kanali koji imaju minimalno 3,5% prosječnog tjednog coverage-a za 2016. godinu.

Napomena: Nisu uključeni podaci za 26. veljače 2016. g.

