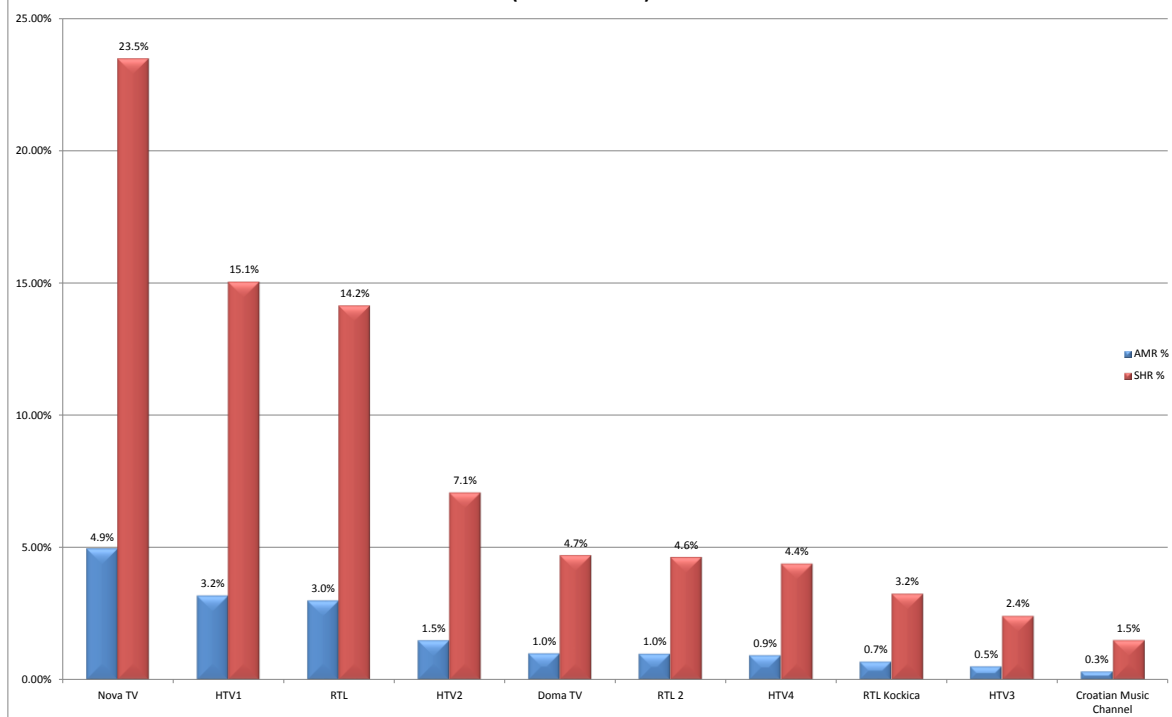


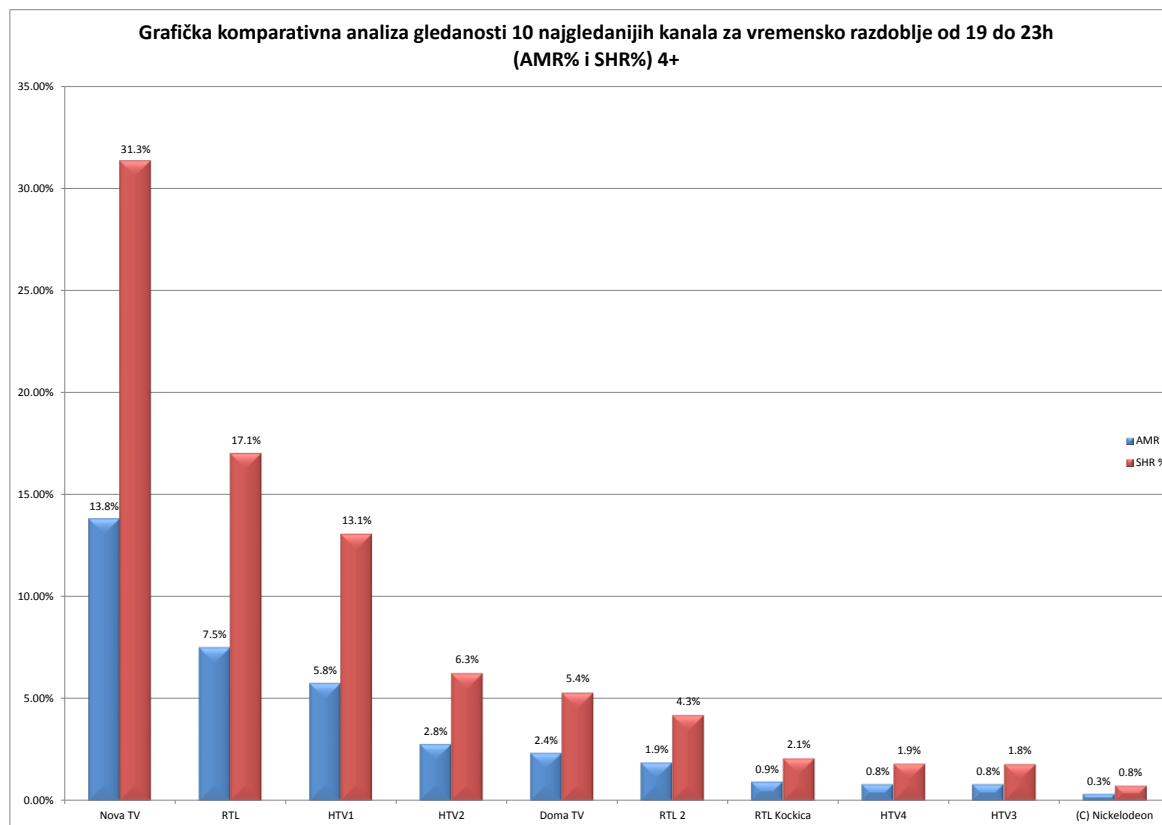
GODINA		2015.		
VREMENSKO RAZDOBLJE		CIJELI DAN		
CILJNA SKUPINA		4+		
RANG	KANALI / VARIJABLA	(r) AMR	AMR %	SHR %
1	Nova TV	201,651	4.93%	23.50%
2	HTV1	129,197	3.16%	15.05%
3	RTL	121,429	2.97%	14.15%
4	HTV2	60,677	1.48%	7.07%
5	Doma TV	40,349	0.99%	4.70%
6	RTL 2	39,715	0.97%	4.63%
7	HTV4	37,564	0.92%	4.38%
8	RTL Kockica	27,842	0.68%	3.24%
9	HTV3	20,584	0.50%	2.40%
10	Croatian Music Channel	12,817	0.31%	1.49%
11	(C) Nickelodeon	10,487	0.26%	1.22%
12	Sportska Televizija	4,564	0.11%	0.53%
13	Jabuka TV	4,152	0.10%	0.48%
14	(C) DM Sat	3,756	0.09%	0.44%
15	(C) National geographic	3,684	0.09%	0.43%
16	(C) CineStar TV	3,254	0.08%	0.38%
17	(C) Nat Geo Wild	3,168	0.08%	0.37%
18	Mreza TV	3,108	0.08%	0.36%
19	(C) Discovery	3,033	0.07%	0.35%
20	(C) Fox Life	2,854	0.07%	0.33%
21	(C) RTL Living	2,706	0.07%	0.32%
22	(C) TLC	2,539	0.06%	0.30%
23	Mreza ZG (Net TV)	2,411	0.06%	0.28%
24	Osjecka televizija	2,366	0.06%	0.28%
25	(C) FOX	2,308	0.06%	0.27%
26	(C) History Channel	2,236	0.05%	0.26%
27	(C) Viasat History	1,974	0.05%	0.23%
28	(C) AXN	1,881	0.05%	0.22%
29	(C) Sport Klub	1,756	0.04%	0.20%
30	(C) TV 1000	1,714	0.04%	0.20%
31	(C) Universal Channel	1,664	0.04%	0.19%
32	(C) Animal planet	1,526	0.04%	0.18%
33	(C) N1	1,525	0.04%	0.18%
34	(C) Klasik TV	1,380	0.03%	0.16%
35	(C) Cinestar Action & Thriller	1,344	0.03%	0.16%
36	(C) Viasat Explorer	1,311	0.03%	0.15%
37	(C) MiniTV (Nova TV/djecji)	1,152	0.03%	0.13%
38	(C) Disney Channel	1,151	0.03%	0.13%
39	TV Jadran	1,146	0.03%	0.13%
40	(C) VH1	1,118	0.03%	0.13%
41	(C) Fox Crime	876	0.02%	0.10%
42	(C) Comedy Central Extra	865	0.02%	0.10%
43	Slavonsko-brodska Televizija	732	0.02%	0.09%
44	Mreza ST (TV Dalmacija)	697	0.02%	0.08%
45	(C) Eurosport 2	644	0.02%	0.07%
46	Slavonska televizija	575	0.01%	0.07%
47	TV 4R	444	0.01%	0.05%

Grafička komparativna analiza gledanosti 10 najgledanijih kanala za vremensko razdoblje cijeli dan (AMR% i SHR%) 4+

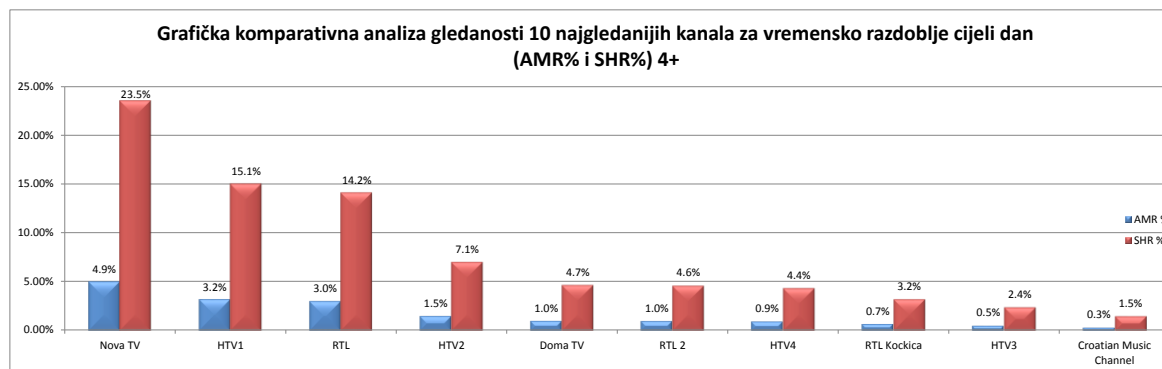


GODINA		2015.		
VREMENSKO RAZDOBLJE		19 - 23H		
CILJNA SKUPINA		4+		
RANG	KANAL (VARIJABLA)	(r) AMR	AMR %	SHR %
1	Nova TV	564,725	13.81%	31.34%
2	RTL	307,442	7.52%	17.06%
3	HTV1	236,365	5.78%	13.12%
4	HTV2	113,981	2.79%	6.32%
5	Doma TV	96,722	2.36%	5.37%
6	RTL 2	76,957	1.88%	4.27%
7	RTL Kockica	38,276	0.94%	2.12%
8	HTV4	33,282	0.81%	1.85%
9	HTV3	32,950	0.81%	1.83%
10	(C) Nickelodeon	13,539	0.33%	0.75%
11	Croatian Music Channel	12,490	0.31%	0.69%
12	Jabuka TV	10,391	0.25%	0.58%
13	Mreza TV	9,420	0.23%	0.52%
14	Sportska Televizija	8,792	0.21%	0.49%
15	Osjecka televizija	7,805	0.19%	0.43%
16	Mreza ZG (Net TV)	6,664	0.16%	0.37%
17	(C) CineStar TV	6,412	0.16%	0.36%
18	(C) RTL Living	5,176	0.13%	0.29%
19	(C) National geographic	4,974	0.12%	0.28%
20	(C) FOX	4,517	0.11%	0.25%
21	(C) Fox Life	4,508	0.11%	0.25%
22	(C) TLC	4,193	0.10%	0.23%
23	(C) AXN	4,021	0.10%	0.22%
24	(C) Sport Klub	3,966	0.10%	0.22%
25	(C) Nat Geo Wild	3,651	0.09%	0.20%
26	(C) DM Sat	3,448	0.08%	0.19%
27	(C) Discovery	3,277	0.08%	0.18%
28	(C) TV 1000	3,261	0.08%	0.18%
29	(C) History Channel	3,034	0.07%	0.17%
30	(C) Cinestar Action & Thriller	2,869	0.07%	0.16%
31	(C) Viasat Explorer	2,775	0.07%	0.15%
32	Mreza ST (TV Dalmacija)	2,756	0.07%	0.15%
33	(C) Universal Channel	2,747	0.07%	0.15%
34	(C) Viasat History	2,664	0.07%	0.15%
35	(C) Klasik TV	2,415	0.06%	0.13%
36	Slavonsko-brodsko Televizija	2,042	0.05%	0.11%
37	(C) N1	2,039	0.05%	0.11%
38	(C) Fox Crime	2,035	0.05%	0.11%
39	TV Jadran	2,010	0.05%	0.11%
40	(C) VH1	1,970	0.05%	0.11%
41	Slavonska televizija	1,594	0.04%	0.09%
42	(C) Animal planet	1,523	0.04%	0.08%
43	(C) Eurosport 2	1,017	0.02%	0.06%
44	(C) Comedy Central Extra	992	0.02%	0.06%
45	(C) Disney Channel	865	0.02%	0.05%
46	(C) MiniTV (Nova TV/djecji)	826	0.02%	0.05%
47	TV 4R	769	0.02%	0.04%

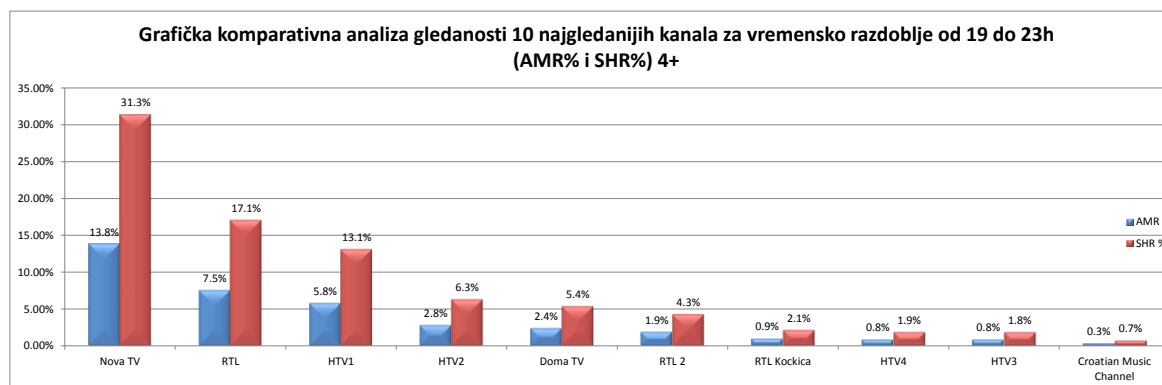
Napomena: Uključeni su kanali koji imaju minimalno 5% prosječnog tjednog coverage-a za 2015. godinu.



GODINA		2015.		
VREMENSKO RAZDOBLJE		CIJELI DAN		
CILJNA SKUPINA		4+		
RANG	KANALI (VARIJABLA)	(r) AMR	AMR %	SHR %
1	Nova TV	201,651	4.93%	23.50%
2	HTV1	129,197	3.16%	15.05%
3	RTL	121,429	2.97%	14.15%
4	HTV2	60,677	1.48%	7.07%
5	Doma TV	40,349	0.99%	4.70%
6	RTL 2	39,715	0.97%	4.63%
7	HTV4	37,564	0.92%	4.38%
8	RTL Kockica	27,842	0.68%	3.24%
9	HTV3	20,584	0.50%	2.40%
10	Croatian Music Channel	12,817	0.31%	1.49%
11	Sportska Televizija	4,564	0.11%	0.53%
12	Jabuka TV	4,152	0.10%	0.48%
13	Mreza TV	3,108	0.08%	0.36%
14	Mreza ZG (Net TV)	2,411	0.06%	0.28%
15	Osjecka televizija	2,366	0.06%	0.28%
16	TV Jadran	1,146	0.03%	0.13%
17	Mreza ST (TV Dalmacija)	697	0.02%	0.08%
18	Slavonska televizija	575	0.01%	0.07%
19	TV 4R	444	0.01%	0.05%

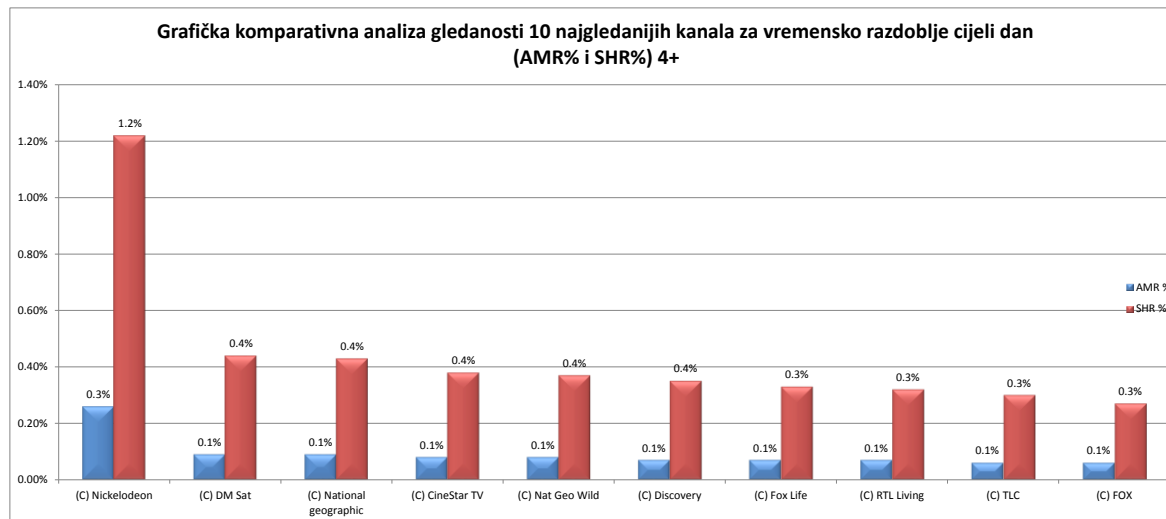


GODINA		2015.		
VREMENSKO RAZDOBLJE		19 - 23H		
CILJNA SKUPINA		4+		
RANG	KANALI (VARIJABLA)	(r) AMR	AMR %	SHR %
1	Nova TV	564,725	13.81%	31.34%
2	RTL	307,442	7.52%	17.06%
3	HTV1	236,365	5.78%	13.12%
4	HTV2	113,981	2.79%	6.32%
5	Doma TV	96,722	2.36%	5.37%
6	RTL 2	76,957	1.88%	4.27%
7	RTL Kockica	38,276	0.94%	2.12%
8	HTV4	33,282	0.81%	1.85%
9	HTV3	32,950	0.81%	1.83%
10	Croatian Music Channel	12,490	0.31%	0.69%
11	Jabuka TV	10,391	0.25%	0.58%
12	Mreza TV	9,420	0.23%	0.52%
13	Sportska Televizija	8,792	0.21%	0.49%
14	Osjecka televizija	7,805	0.19%	0.43%
15	Mreza ZG (Net TV)	6,664	0.16%	0.37%
16	Mreza ST (TV Dalmacija)	2,756	0.07%	0.15%
17	TV Jadran	2,010	0.05%	0.11%
18	Slavonska televizija	1,594	0.04%	0.09%
19	TV 4R	769	0.02%	0.04%



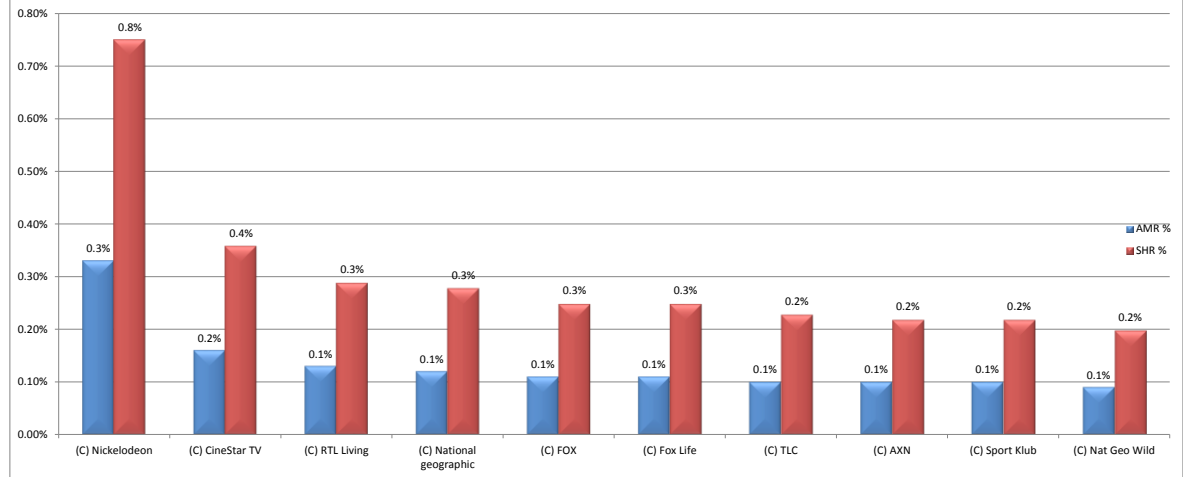
**Napomena:** Ukjučeni su kanali koji imaju minimalno 5% prosječnog tjednog coverage-a za 2015. godinu.

GODINA		2015.		
VREMENSKO RAZDOBLJE		CIJELI DAN		
CILJNA SKUPINA		4+		
RANG	KANALI / VARIJABLA	(r) AMR	AMR %	SHR %
1	(C) Nickelodeon	10,487	0.26%	1.22%
2	(C) DM Sat	3,756	0.09%	0.44%
3	(C) National geographic	3,684	0.09%	0.43%
4	(C) CineStar TV	3,254	0.08%	0.38%
5	(C) Nat Geo Wild	3,168	0.08%	0.37%
6	(C) Discovery	3,033	0.07%	0.35%
7	(C) Fox Life	2,854	0.07%	0.33%
8	(C) RTL Living	2,706	0.07%	0.32%
9	(C) TLC	2,539	0.06%	0.30%
10	(C) FOX	2,308	0.06%	0.27%
11	(C) History Channel	2,236	0.05%	0.26%
12	(C) Viasat History	1,974	0.05%	0.23%
13	(C) AXN	1,881	0.05%	0.22%
14	(C) Sport Klub	1,756	0.04%	0.20%
15	(C) TV 1000	1,714	0.04%	0.20%
16	(C) Universal Channel	1,664	0.04%	0.19%
17	(C) Animal planet	1,526	0.04%	0.18%
18	(C) N1	1,525	0.04%	0.18%
19	(C) Klasik TV	1,380	0.03%	0.16%
20	(C) Cinestar Action & Thriller	1,344	0.03%	0.16%
21	(C) Viasat Explorer	1,311	0.03%	0.15%
22	(C) MiniTV (Nova TV/djecji)	1,152	0.03%	0.13%
23	(C) Disney Channel	1,151	0.03%	0.13%
24	(C) VH1	1,118	0.03%	0.13%
25	(C) Fox Crime	876	0.02%	0.10%
26	(C) Comedy Central Extra	865	0.02%	0.10%
27	(C) Eurosport 2	644	0.02%	0.07%



GODINA		2015.		
VREMENSKO RAZDOBLJE		19 - 23H		
CILJNA SKUPINA		4+		
RANG	KANALI (VARIJABLA)	(r) AMR	AMR %	SHR %
1	(C) Nickelodeon	13,539	0.33%	0.75%
2	(C) CineStar TV	6,412	0.16%	0.36%
3	(C) RTL Living	5,176	0.13%	0.29%
4	(C) National geographic	4,974	0.12%	0.28%
5	(C) FOX	4,517	0.11%	0.25%
6	(C) Fox Life	4,508	0.11%	0.25%
7	(C) TLC	4,193	0.10%	0.23%
8	(C) AXN	4,021	0.10%	0.22%
9	(C) Sport Klub	3,966	0.10%	0.22%
10	(C) Nat Geo Wild	3,651	0.09%	0.20%
11	(C) DM Sat	3,448	0.08%	0.19%
12	(C) Discovery	3,277	0.08%	0.18%
13	(C) TV 1000	3,261	0.08%	0.18%
14	(C) History Channel	3,034	0.07%	0.17%
15	(C) Cinestar Action & Thriller	2,869	0.07%	0.16%
16	(C) Viasat Explorer	2,775	0.07%	0.15%
17	(C) Universal Channel	2,747	0.07%	0.15%
18	(C) Viasat History	2,664	0.07%	0.15%
19	(C) Klasik TV	2,415	0.06%	0.13%
20	(C) N1	2,039	0.05%	0.11%
21	(C) Fox Crime	2,035	0.05%	0.11%
22	(C) VH1	1,970	0.05%	0.11%
23	(C) Animal planet	1,523	0.04%	0.08%
24	(C) Eurosport 2	1,017	0.02%	0.06%
25	(C) Comedy Central Extra	992	0.02%	0.06%
26	(C) Disney Channel	865	0.02%	0.05%
27	(C) MiniTV (Nova TV/djecji)	826	0.02%	0.05%

Grafička komparativna analiza gledanosti 10 najgledanijih kanala za vremensko razdoblje od 19 do 23h (AMR% i SHR%) 4+



Napomena: Uključeni su kanali koji imaju minimalno 5% prosječnog tjednog coverage-a za 2015 godinu.